Lukso 3
SE627910

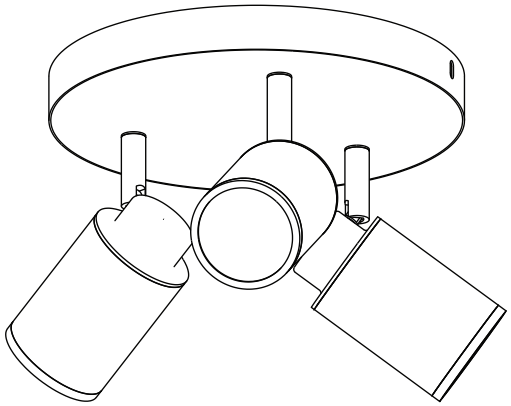

This product is suitable for installation in Zone 2 or higher

Ce produit est adapté à la zone 2 ou supérieure

Ta izdelek je primeren v coni 2 ali višje

Dieses Produkt ist für die Installation in Zone 2 oder höher geeignet

Questo prodotto è adatto per l'installazione in Zona 2 o superiore

Sensio Lighting Ltd, Speedwell Road, Castleford, West Yorkshire, United Kingdom, WF10 5PY
EU Rep.: Sensio Lighting Dublin Ltd, The Black Church, St. Mary's Place, Dublin, Ireland, D07 P4AX
Tel: +44 (0) 1977 522 020
www.sensio.co.uk

Lukso 3
SE627910

Included / Inclus / Vključeno / Inbegriffen / Incluso

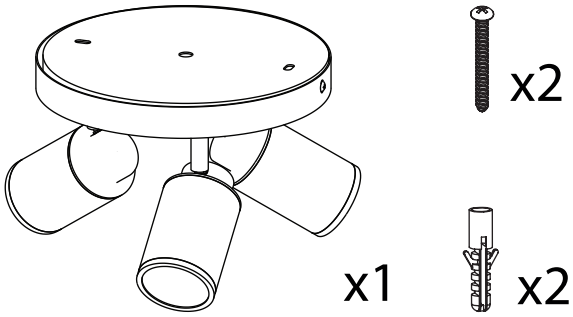

1

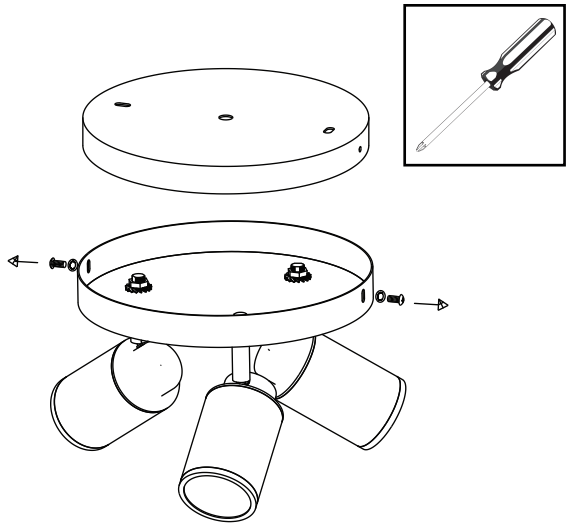

2

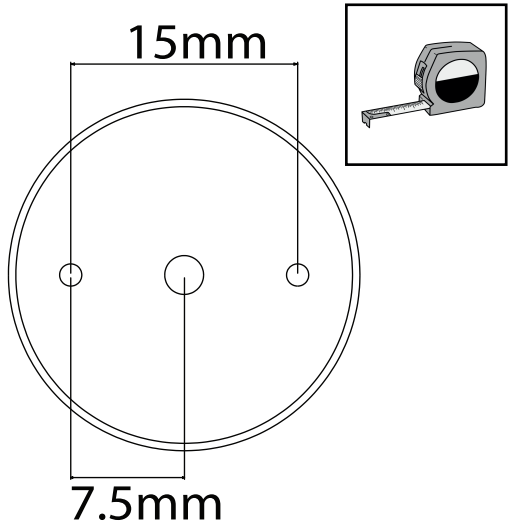

3

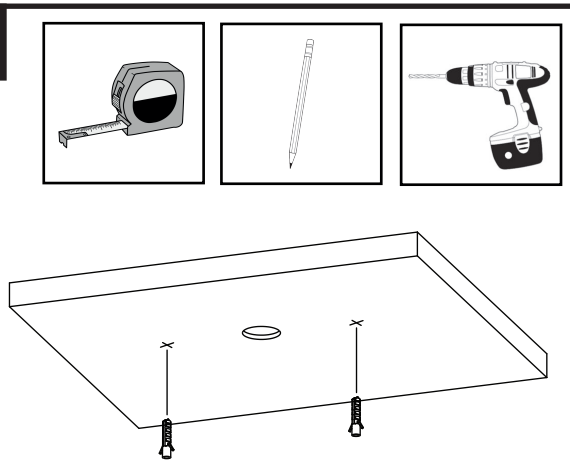

4

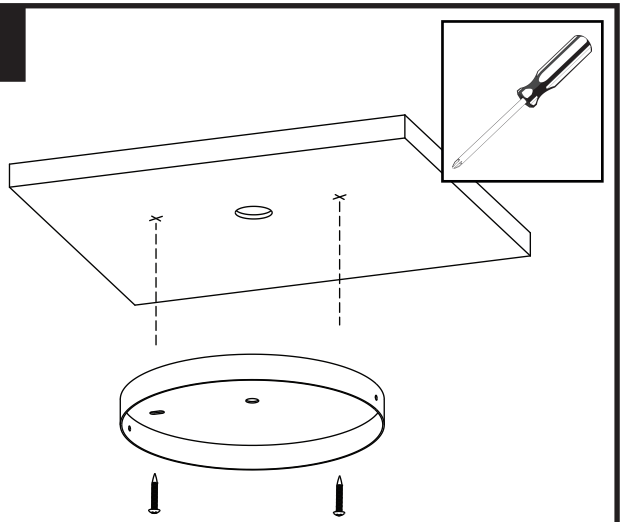

5

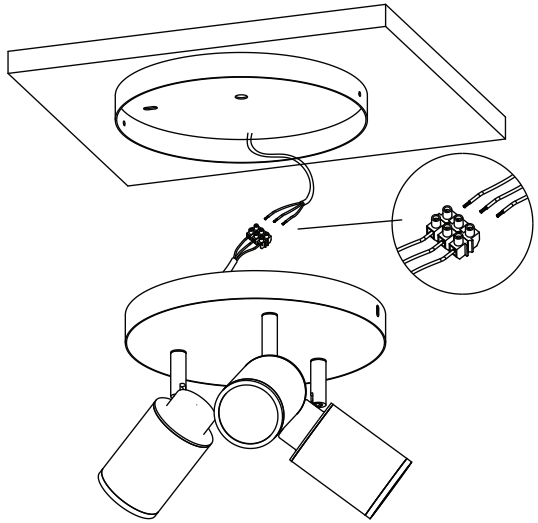

Sensio Lighting Ltd, Speedwell Road, Castleford, West Yorkshire, United Kingdom, WF10 5PY
EU Rep.: Sensio Lighting Dublin Ltd, The Black Church, St. Mary's Place, Dublin, Ireland, D07 P4AX
Tel: +44 (0) 1977 522 020
www.sensio.co.uk

6

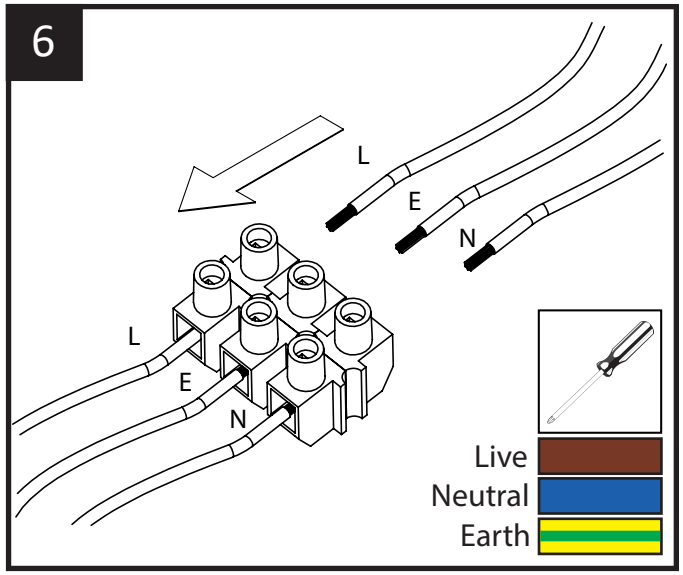

7

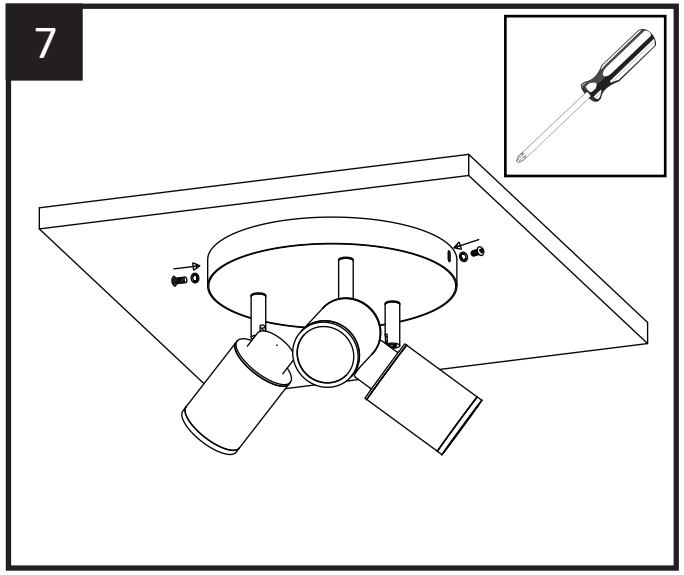

8

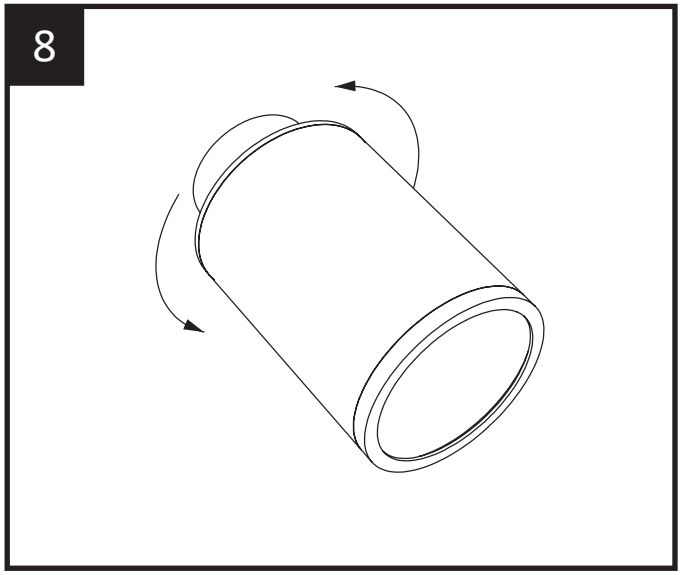

9

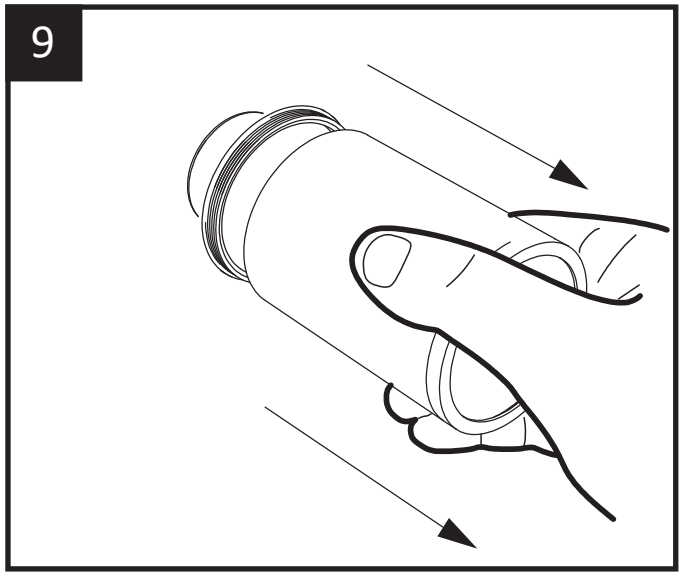

10

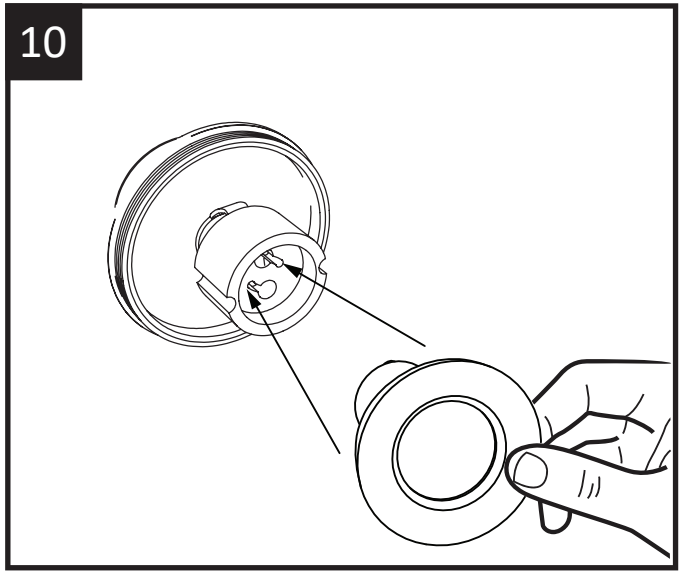

11

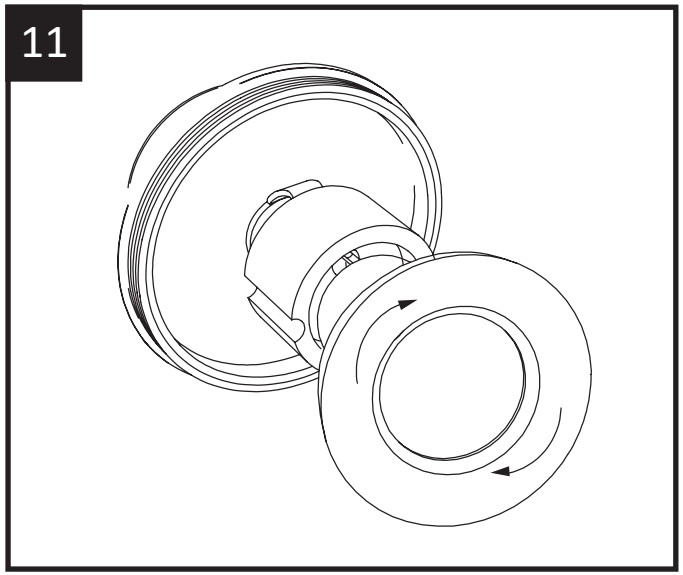

Sensio Lighting Ltd, Speedwell Road, Castleford, West Yorkshire, United Kingdom, WF10 5PY
EU Rep.: Sensio Lighting Dublin Ltd, The Black Church, St. Mary's Place, Dublin, Ireland, D07 P4AX
Tel: +44 (0) 1977 522 020
www.sensio.co.uk

12

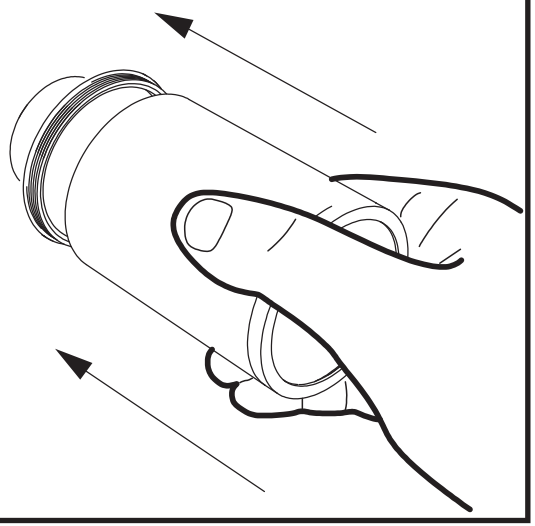

13

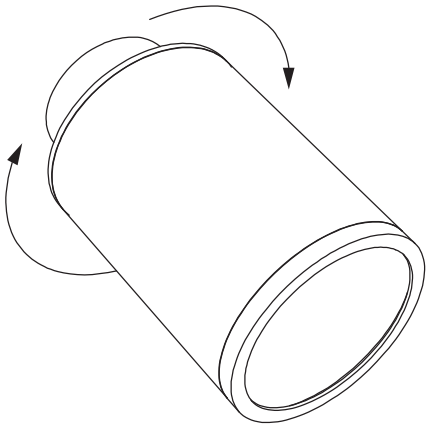

Operation
Opération
Delovanje
Betrieb
Operazione

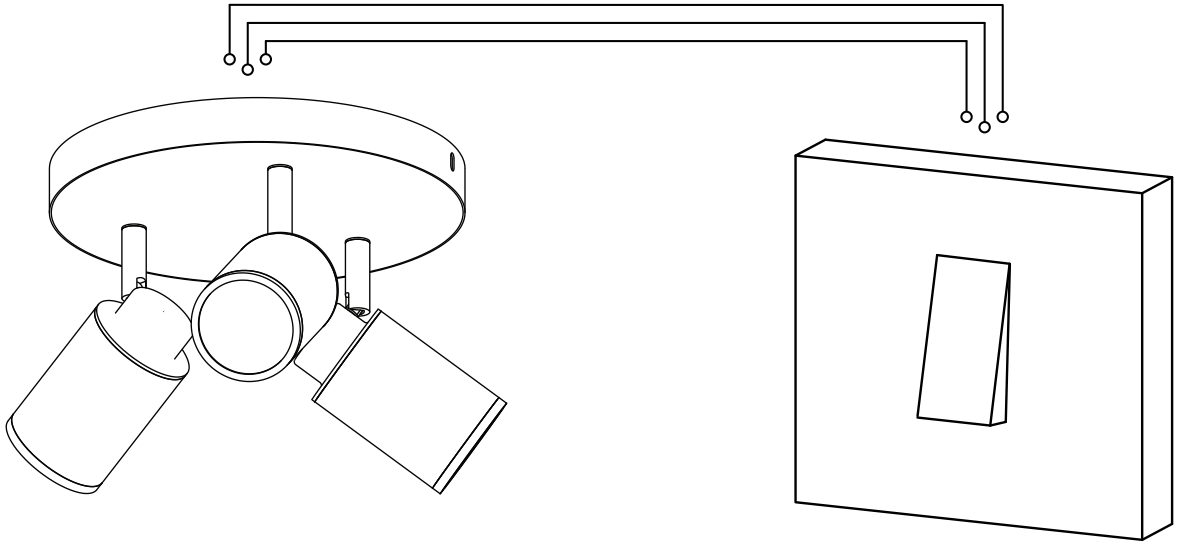

Sensio Lighting Ltd, Speedwell Road, Castleford, West Yorkshire, United Kingdom, WF10 5PY
EU Rep.: Sensio Lighting Dublin Ltd, The Black Church, St. Mary's Place, Dublin, Ireland, D07 P4AX
Tel: +44 (0) 1977 522 020
www.sensio.co.uk

Lukso 3
SE627910

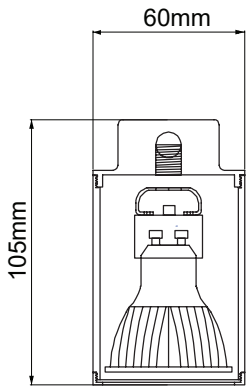

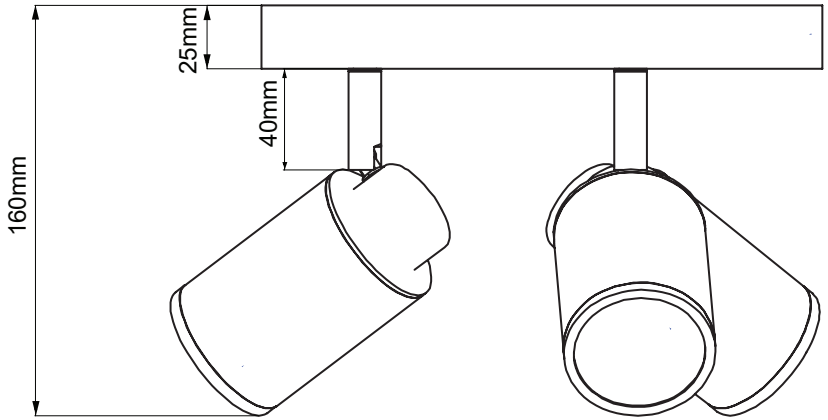

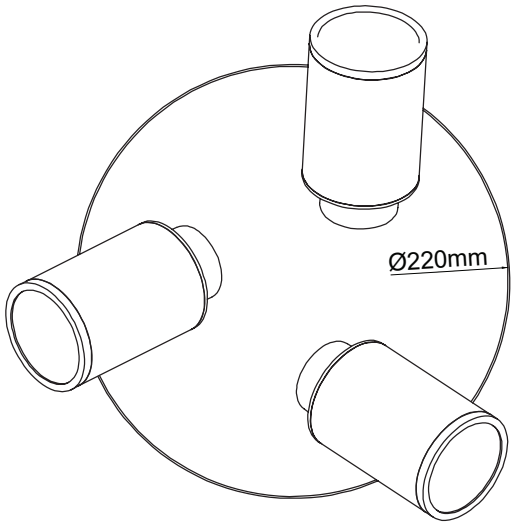

Product Wattage Produit en Watts Moč izdelka Produktleistung Potenza del prodotto	---
IP Rating Classement IP IP zaščita IP-Bewertung Valutazione IP	IP44
Input Voltage Tension d'entrée Vhodna napetost Eingangsspannung Tensione di ingresso	240V
Bulb Type Type d'ampoule Vrsta žarnice Lampentyp Tipo di lampadina	GU10

Sensio Lighting Ltd, Speedwell Road, Castleford, West Yorkshire, United Kingdom, WF10 5PY
EU Rep.: Sensio Lighting Dublin Ltd, The Black Church, St. Mary's Place, Dublin, Ireland, D07 P4AX
Tel: +44 (0) 1977 522 020
www.sensio.co.uk

Lukso 3
SE627910

WARNING:
Read these instructions carefully before proceeding. Keep these instructions in a safe place for future reference.

IMPORTANT:
We recommend that you consult a qualified electrician. All electrical Installation must be carried out in accordance with current IEE wiring regulations (BS7671).

SAFETY WARNINGS:
- These products must not be modified in any way or installed in any other way than dictated in these instructions.
- Any modifications may render the product unsafe and will void the products warranty.
- This product is for indoor use only.
- Keep out of moisture and use only in dry rooms.

WASTE ELECTRICAL & ELECTRONIC EQUIPMENT (WEEE)
The symbol on the product and/or accompanying document, the crossed out wheelie bin, indicates that this product may not be treated as household waste. Instead it should be handed over to the applicable collection point for the recycling of electrical and electronic waste.

MAINTENANCE
- Ensure that the power is disconnected prior to cleaning.
- Wipe over with a cloth periodically.
- Do not use harsh chemical solvents, this may dis-colour or damage the finish.

NOTE
- Please ensure you use an appropriate driver with an adequate max wattage.
- Do not overload the LED Driver.

ATTENTION:
Veillez lire attentivement les instructions avant d'entre pendre l'installation du produit. Il est conseillé de conservez ces instructions dans un endroit sûr pour les consulter plus tard.

IMPORTANT:
Nous vous recommandons de consulter un électricien qualifié.
Toute installation électrique doit être effectuée conformément aux réglementations de câblage IEE en vigueur (BS7671).

AVERTISSEMENTS DE SÉCURITÉ:
- Ces produits ne doivent être modifiés, toute modification peut entraîner la déchéance de la garantie et rendre le produit dangereux.
- Ce produit convient uniquement à un usage intérieur .
- Tenir à l'écart de l'humidité et utiliser uniquement dans des pièces sèches.

DÉCHETS ÉLECTRIQUES ET ÉLECTRONIQUES (DEEE)
Le symbole sur le produit et / ou le document d'accompagnement, la poubelle à roulettes barrée, indique que ce produit ne peut pas être traité avec les déchets ménagers. Au lieu de cela, il devrait être remis au point de collecte concerné pour le recyclage des déchets électriques et électroniques.

ENTRETIEN
- Assurez-vous que l'alimentation est débranchée avant le nettoyage.
- Essuyez régulièrement avec un chiffon.
- N'utilisez pas de solvants chimiques corrosifs, cela pourrait décolorer ou endommager le fini.

REMARQUE
- Veuillez vous assurer d'utiliser un DRIVER LED approprié avec une puissance maximale adéquate.
- Ne surchargez pas le driver de LED.

OPOZORILO:
Pred pričetkom uporabo natančno preberite navodila. Navodila shranite na varno v primeru kasnejše uporabe.

POMEMBNO:
Priporočamo, da se pred namestitvijo posvetujete s pooblaščenim električarjem. Vsa električna inštalacija mora biti izvedena v skladu z veljavnimi predpisi IEE o ožičenju (BS7671).

VARNOSTNA OPOZORILA:
- Teh izdelkov ne smete na noben način spreminjati ali nameščati drugače, kot je navedeno v navodilih.
- Predelava izdelka ni dovoljena. V primeru kakršnihkoli sprememb ali predelave izdelka lahko izničite garancijo in izdelek lahko postane nevaren.
- Ta izdelek je namenjen samo za uporabo v zaprtih prostorih.
- Izdelek hranite izven dosega vlage in ga uporabljajte samo v suhih prostorih.

ODPADNA ELEKTRIČNA IN LEKTRONSKA OPREMA (WEEE)
Simbol na izdelku ali priloženih navodilih, prečrtan zaboj za smeti, označuje, da se s tem izdelkom ne ravna kot z odpadki iz gospodinjstva, temveč se ga mora predati na ustrezno zbirno mesto za električni in elektronski odpad.

VZDRŽEVANJE
- Pred čiščenjem se prepričajte, da je naprava izklopljena iz omrežja.
- Izdelek občasno obrišite z mehko krpo, da ne poskodujete zaključnega sloja.
- Ne uporabljajte močnih kemičnih sredstev, saj lahko z njimi spremenite barvo ali poškodujete zaključni sloj.

OPOMBA
- Prepričajte se, da uporabljate ustrezen gonilnik z ustrezno maksimalno močjo.
- Ne preobremenite LED gonilnika.

WARNUNG:
Lesen Sie diese Anweisungen sorgfältig durch, bevor Sie fortfahren. Bewahren Sie diese Anleitung zum späteren Nachschlagen an einem sicheren Ort auf.

WICHTIG:
Wir empfehlen Ihnen, einen qualifizierten Elektriker zu konsultieren. Die gesamte elektrische Installation muss gemäß den aktuellen IEE-Verkabelungsvorschriften (BS7671) durchgeführt werden.

SICHERHEITSWARNUNGEN:
- Diese Produkte dürfen in keiner Weise verändert werden Weise oder auf andere Weise als installiert in dieser Anleitung vorgeschrieben.
- Jegliche Änderungen können das Produkt beeinträchtigen unsicher und führt zum Erlöschen der Produktgarantie.
- Dieses Produkt ist nur für den Innenbereich bestimmt.
- Vor Feuchtigkeit schützen und nur im Trockenen verwenden Räume.

ELEKTRISCHE UND ELEKTRONISCHE ABFALLGERÄTE (WEEE)
Das Symbol auf dem Produkt und/oder dem Begleitdokument, die durchgestrichene Mülltonne, weist darauf hin, dass dieses Produkt nicht als Hausmüll behandelt werden darf. Stattdessen ist es an der zuständigen Sammelstelle für das Recycling von Elektro- und Elektronikschrott abzugeben.

WARTUNG
- Stellen Sie sicher, dass die Stromversorgung zuvor getrennt wurde zur Reinigung.
- Regelmäßig mit einem Tuch nachwischen.
- Verwenden Sie keine aggressiven chemischen Lösungsmittel, dies kann der Fall sein verfärben oder die Oberfläche beschädigen.

NOTIZ
- Bitte stellen Sie sicher, dass Sie einen geeigneten Treiber verwenden mit einer ausreichenden maximalen Wattzahl.
- Überlasten Sie den LED-Treiber nicht.

AVVERTIMENTO:
Leggere attentamente queste istruzioni prima di procedere. Conservare queste istruzioni in un luogo sicuro per future consultazioni.

IMPORTANTE:
Si consiglia di consultare un elettricista qualificato. Tutte le installazioni elettriche devono essere eseguite in conformità con le attuali norme di cablaggio IEE (BS7671).

AVVERTENZE DI SICUREZZA:
- Questi prodotti non devono essere modificati in alcun modo modo o installato in modo diverso da dettato in queste istruzioni.
- Eventuali modifiche possono rendere il prodotto non sicuro e annullerà la garanzia del prodotto.
- Questo prodotto è solo per uso interno.
- Tenere lontano dall'umidità e utilizzare solo in luogo asciutto camere.

RIFIUTI DI APPARECCHIATURE ELETTRICHE ED ELETTRONICHE (RAEE)
Il simbolo sul prodotto e/o sul documento di accompagnamento, il bidone della spazzatura barrato, indica che questo prodotto non può essere trattato come rifiuto domestico. Dovrebbe invece essere consegnato al punto di raccolta appropriato per il riciclaggio dei rifiuti elettrici ed elettronici.

MANUTENZIONE
- Assicurarsi che l'alimentazione sia disconnessa prima alla pulizia.
- Pulire periodicamente con un panno.
- Non utilizzare solventi chimici aggressivi, questo potrebbe scolorire o danneggiare la finitura.

NOTA
- Assicurarsi di utilizzare un driver appropriato con una potenza massima adeguata.
- Non sovraccaricare il driver LED.

Sensio Lighting Ltd, Speedwell Road, Castleford, West Yorkshire, United Kingdom, WF10 5PY
EU Rep.: Sensio Lighting Dublin Ltd, The Black Church, St. Mary's Place, Dublin, Ireland, D07 P4AX
Tel: +44 (0) 1977 522 020
www.sensio.co.uk